

Washington State University
School of Electrical Engineering and Computer Science
Spring 2019

CptS 479 Mobile Application Development

Homework 5

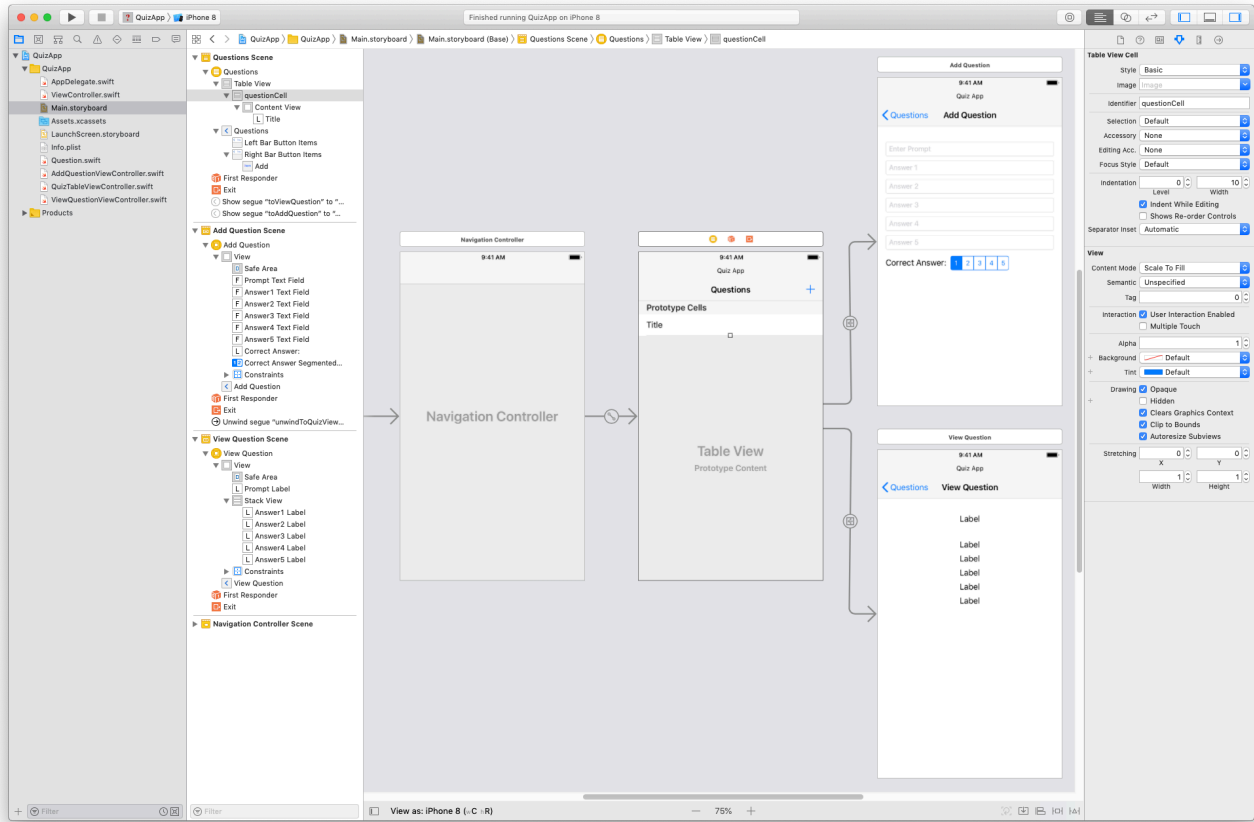
Due: February 12, 2019 (11:59pm)

General Instructions: Put the entire app directory into one zip file and submit as an attachment under Content → Homework 5 for this course on the Blackboard Learn system by the above deadline. Note that you may submit multiple times, but only the most recent entry submitted before the above deadline will be graded.

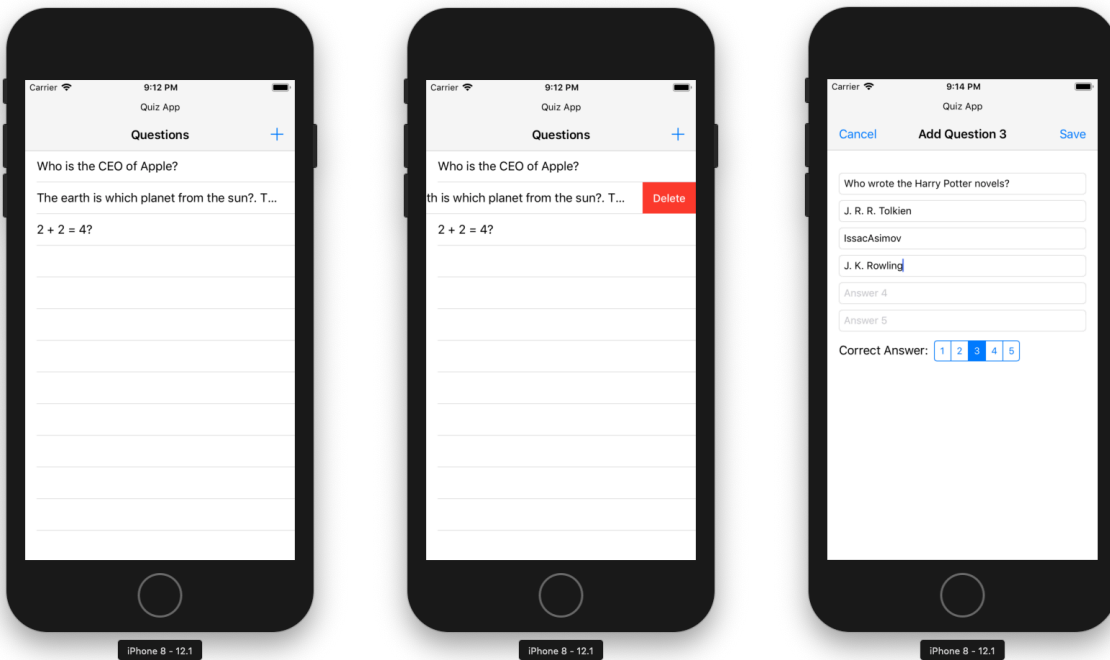
For this homework you will modify the QuizApp from HW4 by replacing the main view with a table view that lists all the quiz questions in a table. The app should still be able to add questions to the quiz by segueing to the AddQuestion view. The app will also be able to view a quiz question by tapping on that row in the table. See screenshots below. Specifically,

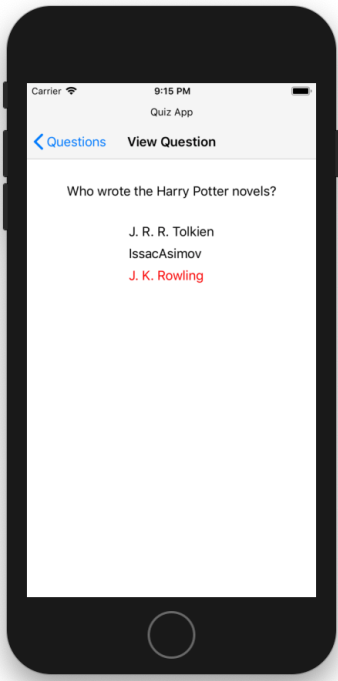
1. Replace the main Quiz view with a Table View Controller, add it as the root view controller of the navigation controller, and create and assign a new UITableViewController class to the Table View Controller. Implement the appropriate delegate and data source methods.
2. Set the Quiz Table view prompt and title appropriately. Put the “Add” bar button item back into the navigation item and add a segue from the button to the AddQuestion view.
3. The functionality of the AddQuestion view should be the same as in HW4, although when a new quiz question is saved, it should appear at the bottom of the table. This HW5 app will not actually perform the quiz.
4. The prototype cell just needs to display the question prompt, so you can use the Basic style for the table view cell. Although you are welcome to create your own custom table view cell class.
5. When the user taps on a row in the table, the app should segue to a View Question view controller that displays the prompt and answers for the corresponding question from the table, where the correct answer is highlighted in red.
6. Implement the swipe-left-to-delete functionality in the table to enable deletion of individual questions.
7. Your app should add at least three quiz questions at the start.
8. Be sure that auto layout constraints are set so that the view elements are appropriately displayed with no overlap regardless of device orientation.

Storyboard:

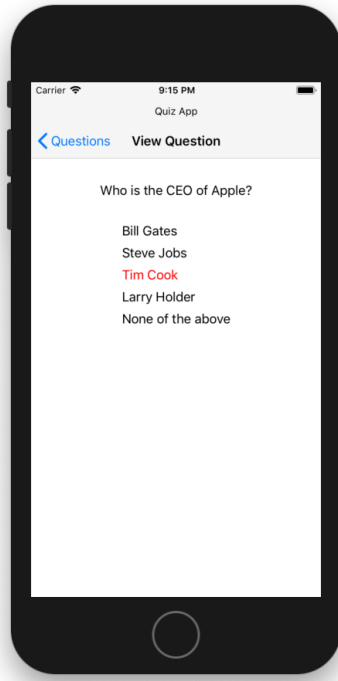


Simulator:





iPhone 8 - 12.1



iPhone 8 - 12.1